



A Donaldson Company

A WORLD LEADER IN FUME  
EXTRACTION TECHNOLOGY

# AM 400

Last Updated on 28.01.2022



Designed and built specifically for inert particulate filtration, the AM 400 is the premium extraction solution for the additive manufacturing industry.

It offers significant benefits to users in direct metal laser sintering and selective laser melting polymer applications.

## Technology



**Intelligent Operating System (iQ)**



**DeepPleat DUO pre-filter**



**Automatic flow control (AFC) technology**



**Reverse flow gas (RFG) technology**



**Patented technology**



**Low leakage**



**Electronics lift assist**



**Removable filter housing**



**ProTECT service plan**



**SureCHECK quality standard**

## Key features of the AM 400

**Reverse flow filter technology**  
Standard

**Realtime gasflow reading**  
Standard

**Automatic flow control**  
Standard

**Remote diagnostics via USB**  
Standard

**Removable filter housing**  
Standard

**Electronic lift assist**  
Standard

**Tri-clamp inlet & outlet connections**  
Standard

**F8 particulate filter**  
Standard

**Filter status warnings**  
Standard

**High contrast display**  
Standard

**Interfacing**  
Standard

**Isolation valve**  
Standard

**Low leakage**  
Standard

**Upgrade to HEPA filter**  
Optional

Contact BOFA at <https://bofainternational.com/en/contact/>


<https://bofainternational.com/en/portal/datasheets/am-400/>



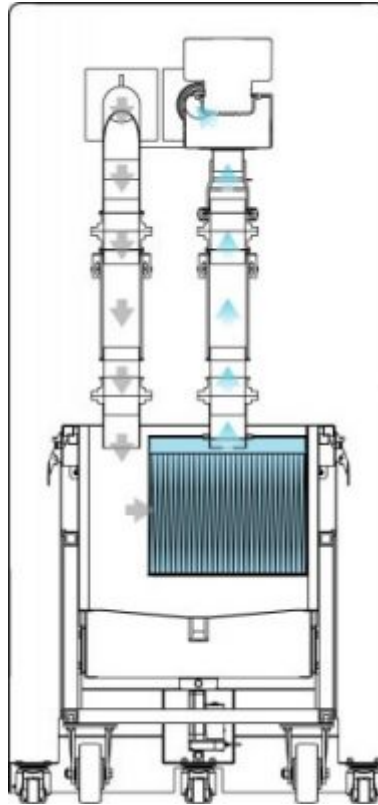

Approvals: REACH and RoHS. See individual product technical data for specific accreditations

## Technical specification

- |                            |  |  |   |
|----------------------------|--|--|---|
| 1. iQ screen               | 2. Up and down buttons for the filter housing electronic lift assist | 3. Front door hinges   | 4. Power switch                           |
| 5. Power cable inlet       | 6. Inlet connection 'dirty gas' out of process chamber               | 7. Outlet connection 'cleaned gas' back in to process chamber          | 8. Lockable and height adjustable castors |
| 9. Front door locks        | 10. Filter compartment inlet 'dirty gas' out of process chamber      | 11. Filter compartment outlet 'cleaned gas' back in to process chamber | 12. Shutoff isolation valves              |
| 13. Filter housing latches | 14. Filter housing   | 15. Filter housing sump plug   | 16. Lockable castors                      |



## Gasflow through filters



### Technical data

Electrical supply	230V 1~ 50/60Hz	110v 1~ 50/60Hz
Maximum pressure drop	9mBar	9mBar
Minimum flow rate	150m <sup>3</sup> /hr	88cfm
Maximum flow rate	330m <sup>3</sup> /hr	188cfm
Maximum vacuum	224mBar	250mBar
Noise level (at typical operating speed)	75dBa	75dBa
Leakage rate @-10mBar	<33ml/min	<33ml/min
Max current	13.5 amps	21 amps
Outer dimensions (WxDxH)	790 x 857 x 1670mm 31 x 33.74 x 65.74"	790 x 857 x 1670mm 31 x 33.74 x 65.74"
Power Consumption	1.8kW	1.8kW
Weight	192kg	423lb
Approvals	UKCA and CE	UKCA and CE

### Housing

	EU	US
Unit housing spare no	A1060406	A1060406
Maximum pressure drop	7mBar	7mBar
Maximum allowable pressure	±250mBar	±250mBar
Leakage rate @-10mBar	<25ml/min	<25ml/min
Outer dimensions (WxDxH)	625 x 463 x 888mm 24.6 x 18.2 x 35"	625 x 463 x 888mm 24.6 x 18.2 x 35"

## Housing

Gasket spare no	A1070489	A1070489
Dropout chamber size	60litres	60litres
Weight	40kg	88lb

## Filter F8

Filter efficiency	95% @ 0.9µm
Surface area	13.2m <sup>2</sup>
Outer dimensions (WxDxH)	331 x 329 x 310mm 13 x 13 x 12.2"
Outlet size	DIA 75mm
Filter media	Borosilicate
Filter media construction	Maxi pleat construction with glue bead spacers
Filter housing material	Zintec steel
Part number	A1030460

## Filter H14

Filter efficiency	99.997% @ 0.3µm
Surface area	13.2m <sup>2</sup>
Outer dimensions (WxDxH)	331 x 329 x 310mm 13 x 13 x 12.2"
Outlet size	DIA 75mm
Filter media	Borosilicate
Filter media construction	Maxi pleat construction with glue bead spacers
Filter housing material	Zintec steel
Part number	A1030462

## Other languages

AM 400  
[German](#)

*Datasheet correct at time of publishing.*

*Where applicable, the carbon used in BOFA units is capable of removing a wide range of VOCs, however it is the responsibility of the user to ensure the carbon is suitable for their application. For specific applications, please contact us for details.*

**Important Notice:** Many factors beyond the control of BOFA can affect the use and performance of BOFA products in a particular application, including the conditions under which the product is used. Since these factors are uniquely within the user's knowledge and control, it is essential the user evaluate the products to determine whether the product is fit for the particular purpose and suitable for the user's application. All products, product specifications, availability and data are subject to change without notice, and may vary by region or country.

*Think before you print! Please consider the environment before printing this document.*