



A Donaldson Company

A WORLD LEADER IN FUME EXTRACTION TECHNOLOGY

V 600

ELECTRONICS

Last Updated on 02.02.2022



Centralised fume extraction system for solder applications.

BOFA's high-end range of extraction systems combines large filter capacity with high airflows and pressure. This unit incorporates three-stage filtration, filter condition display, and built-in silencing. A true state of the art fume purification solution.

Technology



DeepPleat pre-filter



HEPA filter



Reverse flow air (RFA) technology



Multi voltage sensing unit (MVS)



Advanced carbon filter (ACF) technology



ProTECT service plan



SureCHECK quality standard

Key features of the V 600

Blower with high airflow and pressure
Standard

Digital speed control
Standard

Filter condition display
Standard

Long life filters with low replacement costs
Standard

Filter change / system fail signal
Optional

Three-stage filtration
Standard

DeepPleat pre-filter
Standard

Built in silencing
Standard

Remote stop / start interface
Optional

Contact BOFA at <https://bofainternational.com/en/contact/>

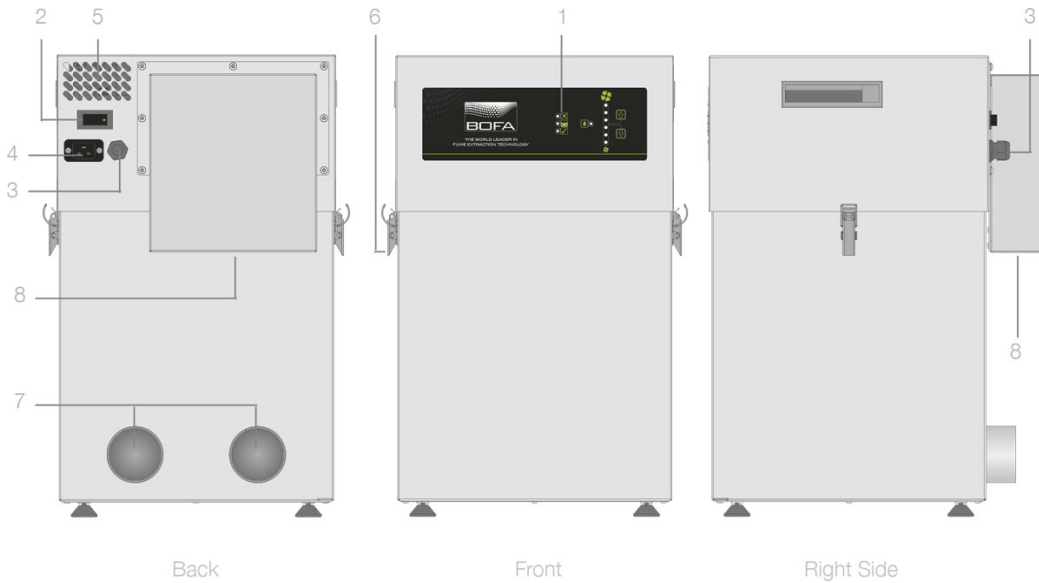
<https://bofainternational.com/en/portal/datasheets/v600/>



Approvals: REACH and RoHS. See individual product technical data for specific accreditations

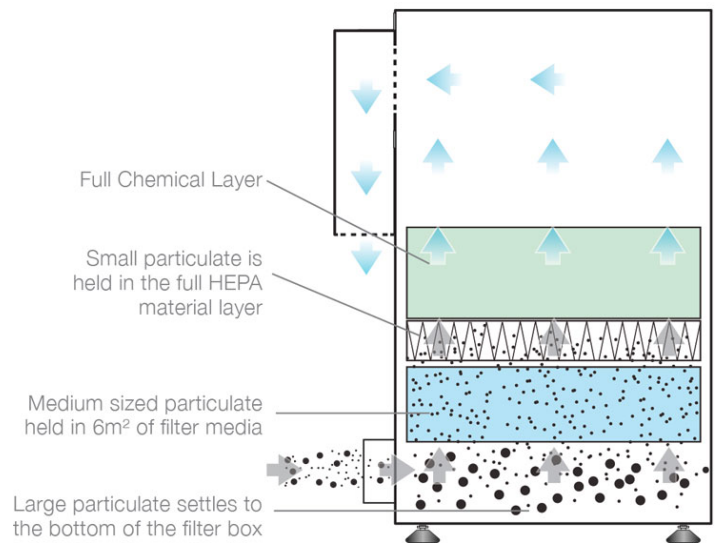
Technical specification

- 1. Filter condition display
- 2. On / off switch
- 3. Signal / interface cable
- 4. Power cable inlet
- 5. Motor cooling inlet
- 6. Filter latch
- 7. Hose inlet connection - 75mm (x2)
- 8. Exhaust outlet



Airflow through filters

- Chemical filter
- HEPA filter
- Pre-filter
- Clean air
- Contaminated air
- Particulate



Technical data

	EU	US
Dimensions (HxWxD)	590 x 405 x 465mm	23.23 x 15.94 x 18.31"
Cabinet construction	Powder coated mild steel	Powder coated mild steel
Airflow / pressure	350m ³ /hr / 96mbar	206cfm / 96mbar
Electrical data	100-230V single-phase 1~ 50/60Hz full load current: 12.5 amps / 1.1kw	100-230V single-phase 1~ 50/60Hz full load current: 12.5 amps / 1.1kw
Noise level	< 60dBA (at typical operating speed)	< 60dBA (at typical operating speed)
Weight	35kgs	77lbs

Technical data

Approvals

UKCA and CE

UKCA and CE

DeepPleat pre-filter specifications

Surface media area	6m ² approx (64.56 ft ²)
Filter media	Borosilicate
Filter media construction	Pleated
Filter efficiency	F8 (95% @ 0.9 microns)

Combined filter specifications

HEPA filter media	Borosilicate
HEPA media construction	Maxi pleat construction with glue bead spacers
Gas filter	Treated activated carbon
Filter housing	Zintec mild steel
Treated activated carbon	7.5kgs (16.5 lbs)
Filter efficiency	99.997% @ 0.3 microns

Specifications


Maximum number of 32mm arms	6
Maximum number of 50mm arms, cowls or down draft trays	4
Maximum number of 75mm arms, cowls or down draft trays	2
<i>(Dependent on installation)</i>	

Unit part numbers

Model	Voltage	24v stop / start with override	Filter condition signal	VOC sensor	Part number
V 600 powder coated	100-230V	No	No	No	E1142A0000
V 600 powder coated	100-230V	No	No	Yes	E1142A0002
V 600 powder coated	100-230V	Yes	Yes	No	E1142A0003
V 600 powder coated	100-230V	Yes	Yes	Yes	E1142A0004

Replacement filters

Description	Part number
DeepPleat pre-filter	A1030119
Combined filter	A1030118



Arm accessories



Hose kit - one per bench needed if ordering from the table below

Letter reference	Description	Main items	Part number
A (50mm)	Hose kit to connect each bench for 50mm arm/accessory.	50mm to 75mm 'T' piece, 75mm x 2.5m flexible hose, 1m x 50mm flexible hose	A1020376
B (75mm)	Hose kit to connect each bench for 75mm arm/accessory.	75mm 'T' piece, 2 x 75mm x 2.5m flexible hose	A1020375

50mm accessories

Used with hose kit ref	Number reference	Description	Part number
A (50mm)	1	32mm ESD stay put arm with funnel	A1020044
A (50mm)	2	32mm ESD stay put arm with nozzle	A1020046
A (50mm)	3	50mm ESD stay put arm with funnel	A1020045
A (50mm)	4	50mm ESD stay put arm with nozzle	A1020047
A (50mm)	5	50mm ESD stay put arm with slot	A1020049
A (50mm)	6	38mm stainless steel ESD stay put arm with nozzle	A1020160
A (50mm)	7	38mm stainless steel ESD stay put arm with funnel	A1020184
A (50mm)	8	50mm ESD stay put arm with plenum funnel	A1020179
A (50mm)	9	Light arm - white	A1020168
A (50mm)	10	Light arm - black	A1020169

75mm accessories

Used with hose kit ref	Number reference	Description	Part number
B (75mm)	11	75mm ESD stay put arm 1m with funnel	A1020042
B (75mm)	12	75mm ESD cowl (black)	A1020039
B (75mm)	13	75mm clear cowl	A1020038
B (75mm)	14	75mm ESD down draft tray	A1020041

Other languages

V 600
[French](#)

Datasheet correct at time of publishing.

Where applicable, the carbon used in BOFA units is capable of removing a wide range of VOCs, however it is the responsibility of the user to ensure the carbon is suitable for their application. For specific applications, please contact us for details.

Important Notice: *Many factors beyond the control of BOFA can affect the use and performance of BOFA products in a particular application, including the conditions under which the product is used. Since these factors are uniquely within the user's knowledge and control, it is essential the user evaluate the products to determine whether the product is fit for the particular purpose and suitable for the user's application. All products, product specifications, availability and data are subject to change without notice, and may vary by region or country.*

Think before you print! Please consider the environment before printing this document.

